


EKYC Journey



Enter Mobile number



Open Your Trading & Demat Account Online


In just 5 minutes

All you need is:


- PAN.
- Aadhaar number
- Bank account

Sign on blank paper with blue pen for uploading signature

SignUp Now



Enter your 10 digit Mobile number

 + 91

Make sure this mobile number is linked with Aadhar card

I have read & understood all T&C and privacy policy

Get OTP

Resume Application

Activate Windows
Go to Settings to activate Windows

Enter Mobile OTP



Open Your Trading & Demat Account Online


In just 5 minutes

All you need is:

- PAN.
- Aadhaar number
- Bank account

Sign on blank paper with blue pen for uploading signature

New Account Opening



Verify your mobile number
OTP sent to **+91 7798099828**

Please enter your 4 digit OTP

Resend OTP available in 1:49 sec

Activate Windows
Go to Settings to activate Windows.

Enter Email ID




reliancesmartmoney.com
#makeasmartmove




Enter your Email ID

We will send you an Email with OTP to verify your account


 Email ID

Get OTP



Activate Windows
Go to Settings to activate Windows

Enter Email OTP



reliancesmartmoney.com
#makeasmartmove



Verify your Email ID

OTP sent to samtejani7@gmail.com

Please enter your 4 digit OTP

Resend OTP available in 1:57 sec



Activate Windows

Go to Settings to activate Windows

Enter PAN number

Pan Card details

Please enter your PAN card details to continue

Enter your PAN card number

Enter your full name (as per your PAN card)

Enter your Date of Birth (as per your PAN card)

I hereby declare that I am a Resident Individual having tax residence in India.





Activate Windows
Go to Settings to activate Windows.

Address fetch via KRA Or Proceed with Digi locker

Verify Details

Please verify below address details to continue journey.


 Mobile: 7798099828	 Mail ID: DONVALKARS@GMAIL.COM
---	---

Is this your Address?
Permanent address

W/O SAMEER TEJANI E-4 LAXMAN APARTMENT EVERSHINE, COMPLEX 100 FEET ROAD NEAR
ST FRANCIS HIGH SCHOOL, VASAI WEST BASSEIN ROAD
VASAI,VASAI,401202,MAHARASHTRA,INDIA

Correspondence address

W/O SAMEER TEJANI E-4 LAXMAN APARTMENT EVERSHINE, COMPLEX 100 FEET ROAD NEAR
ST FRANCIS HIGH SCHOOL, VASAI WEST BASSEIN ROAD
VASAI,VASAI,401202,MAHARASHTRA,INDIA



Activate Windows
Go to Settings to activate Windows.

Select Profile details

Profile

Tell us something about yourself

Gender

Male **Female** TransGender

Marital status?

Married Unmarried

Educational Qualification?

High School **Graduate** Post Graduate Doctorate Professional Degree
Under High School Illiterate Others

Occupation?

Private Sector Service **Public Sector** Business Professional Agriculturist
Retired Housewife Student Forex Dealer Government Service Others

Annual Income?

BELOW 1 LAC 1-5 LAC 5-10 LAC 10-25 LAC >25 LAC

Continue



Activate Windows
Go to Settings to activate Windows.

Profile Details

Profile

Tell us about your past trading experience

Do you have any experience in Investing?

No Experience 1 Year 2 Year 3 Year 4 Year 5 Year Above

Select Relation

Father Spouse

Father/Spouse Name

Mr ▾ PRASAD DONVALKAR

Running Account Authorization for settlement

Quarterly Monthly

Do you require DDPI ? Yes No

Other Information ▾





Activate Windows
Go to Settings to activate Windows.

Enter Bank Details

Bank Details

Enter your bank account details

 State Bank of India 

Enter Branch Or IFSC Code

SBIN0002184

State Bank of India

Bank Address : NAVGHAR BASSEIN, DISTT THANE MAHARASHTRA 401 202

Branch : NAVGHAR (BASSEIN ROAD)

IFSC : SBIN0002184

Account Type

Savings

Enter your Account number

ENTER YOUR ACCOUNT NUMBER





Activate Windows
Go to Settings to activate Windows.

Add Nominee

← → ↻ 🏠 📄 ekyc.reliancesmartmoney.com/nominee 🔍 ☆ 📄 | S ⋮

reliancesmartmoney.com
#makeasmartmove

Nominee details

Would you like to add a Nominee?

Activate Windows
Go to Settings to activate Windows.

Copyright © reliancesmartmoney.com. +91-22-41681200 rsec.infosec@relianceada.com

Enter Nominee Details

Print Nominee details in formatted statements: Name of Nominee Nominee Status

Enter Nominee Details 1

Select ID proof *

PAN

ID Proof No*

ARHPT7025J

Name of the Nominee *

SAMEER RAMZAN TEJANI

Nominee Date of Birth *

11-07-1993

Relation *

Spouse

Gender*

Male

Percentage allocation*

100%

Email ID of the Nominee

ABC@GMAIL.COM

Mobile number

9999999900

Allocation can't be more / less than 100% including all nominee's

Address Same as Applicant

YES NO

[+ Add Nominee](#)

[Continue](#)

Activate Windows
Go to Settings to activate Windows.

Select Segment

← → ↻ 🏠 🔍 ☆ 📁 | S ⋮

ekyc.reliancesmartmoney.com/segment

Please select your trading segment(s)

Equity + Mutual fund Equity Derivatives Commodity Derivatives

Scheme Details

Brokerage Scheme

Investor_Plan_30

View Brokerage details

DP Tariff Sheet


Tariff Sheet

DP Account Statement

Monthly As Per SEBI Regulation Daily Weekly Fortnightly

Other Information

Continue



Activate Windows
Go to Settings to activate Windows.

Copyright © reliancesmartmoney.com. +91-22-41681200 rsec.infosec@relianceada.com

Update financial proof via Account Aggregator

If Aggregator fails proceed via Income proof upload

The screenshot shows a web browser window with the URL `ekyc.reliancesmartmoney.com/segment`. The page header includes the Reliance Smart Money logo and navigation icons. The main content area is titled "Product Selection" and prompts the user to "Please select your trading segment(s)". Three buttons are available: "Equity + Mutual fund", "Equity Derivatives", and "Commodity Derivatives". Below these, there is a section for "Verify Bank Statement Via OTP" with a "Link Primary Bank" button. To the right, a dropdown menu for "Select an Income Proof to upload" shows "-- select --". The "Scheme Details" section includes a "Brokerage Scheme" dropdown set to "Investor_Plan_30" and a "BSDA facility?" radio button set to "Yes". A note states: "Note : If client is not-applicable for BSDA, non BSDA tariff would be implied." An illustration of a woman and a man reviewing charts is on the right. The footer contains copyright information, contact numbers, and an "Activate Windows" watermark.

reliancesmartmoney.com
#makesmartmove

Product Selection

Please select your trading segment(s)

Equity + Mutual fund Equity Derivatives Commodity Derivatives

Verify Bank Statement Via OTP

From RBI Licensed Account Aggregator

[Link Primary Bank](#)

Select an Income Proof to upload

-- select --

Scheme Details

Brokerage Scheme

Investor_Plan_30

[View Brokerage details](#)

DP Tariff Sheet

BSDA facility ? Yes

Note : If client is not-applicable for BSDA, non BSDA tariff would be implied.

Activate Windows
Go to Settings to activate Windows.

Copyright © reliancesmartmoney.com. +91-22-41681200 rsec.infosec@relianceada.com

Capture Selfie



reliancesmartmoney.com
#makeasmartmove



 Photo Verification

Send IPV link

Capture

Activate Windows
Go to Settings to activate Windows.

Upload Signature



Upload Signature

Please upload your Signature

Signature

(Supported file format jpg/jpeg)

 Upload

Continue



Activate Windows

Go to Settings to activate Windows.

Select check box and click on Esign
Do the Esign process to complete the journey



Account Opening Form

I have reviewed the PDF document and confirm that all the details mentioned in it are correct.

Account Opening Form	
1. BHAKTI SAMEER TEJANI	
<input checked="" type="checkbox"/> KYC Verified	View Esign



Activate Windows
Go to Settings to activate Windows.

Thank You

